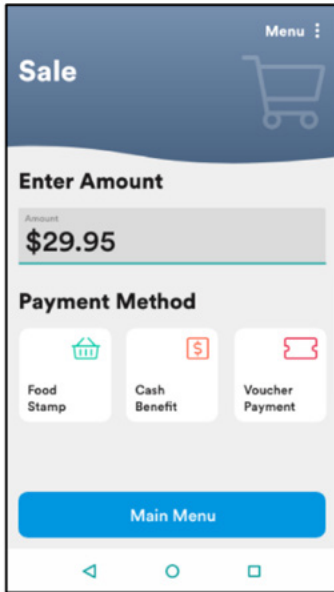
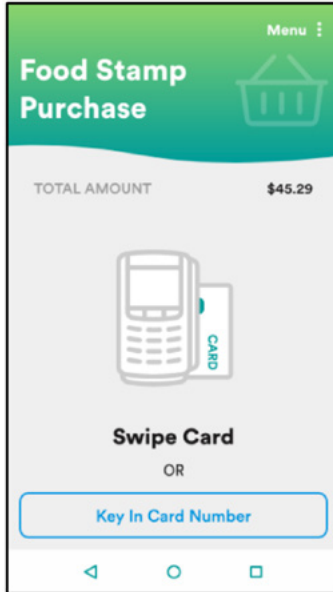


# goEBT EBT QUICK REFERENCE GUIDE

## Getting Started With EBT



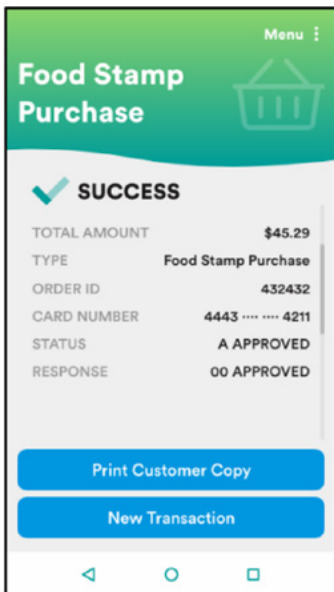
To initiate a **SALE**, enter the amount and select: Food Stamp, Cash Benefit or Voucher



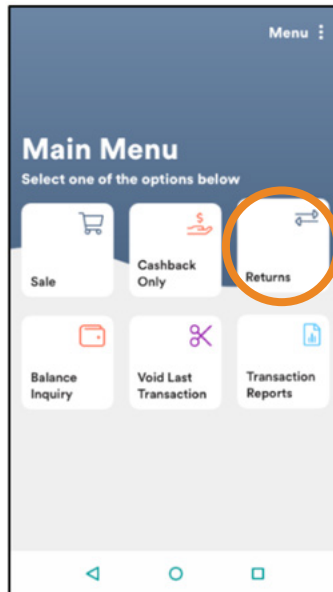
Swipe or key enter card details, on key entered cards, select **NEXT** to bypass the expiry date



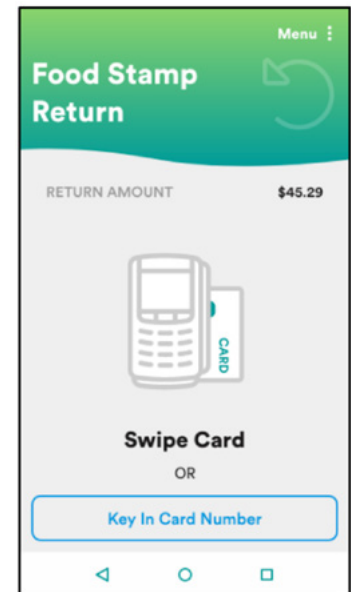
Cardholder enters their PIN and selects **ENTER**



**PRINT** Customer receipt or Select **NEW TRANSACTION**



For more transaction options such as a **RETURN** select **MAIN MENU**

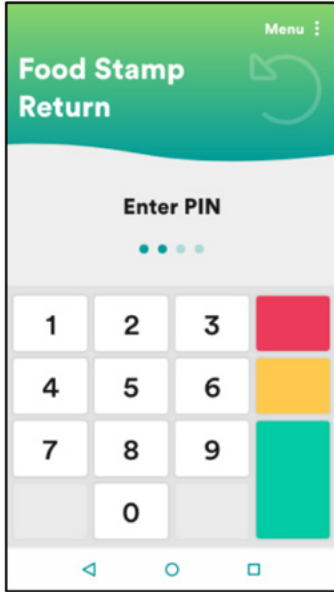


**ENTER** amount and type of return then swipe or key enter card details, on key entered cards, select **NEXT** to bypass the expiry date

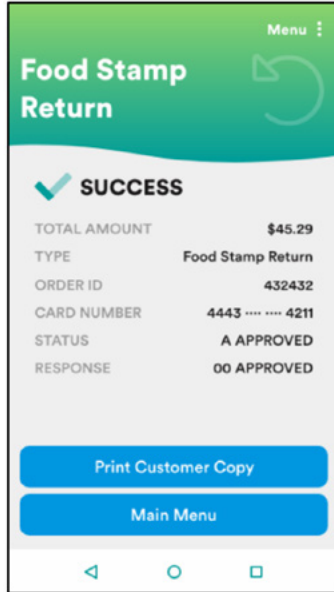
QRG\_0000086

# goEBT <sup>EBT</sup> QUICK REFERENCE GUIDE

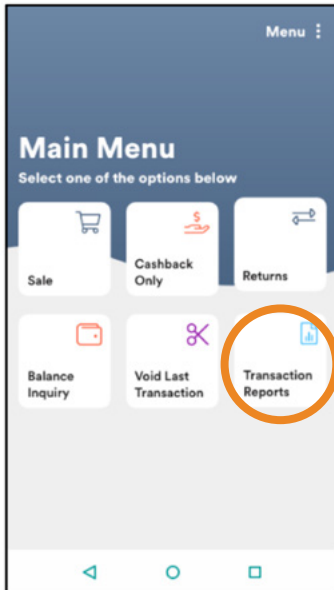
## Getting Started With EBT



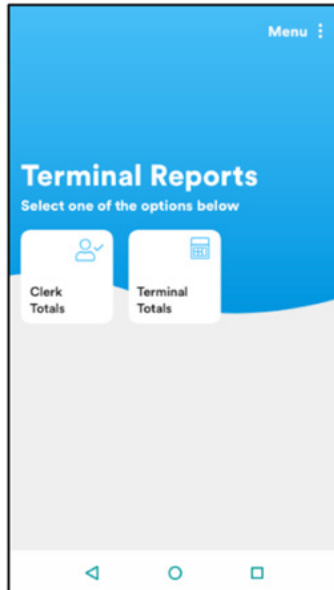
Cardholder enters their PIN and selects **ENTER**




**PRINT** Customer receipt or Select **MAIN MENU**



Select **TRANSACTION REPORTS** from main menu to view activity



Select desired **TOTALS**



Select desired **REPORT**



QRG\_0000086



Business Hour Support Line: **877.418.7957**

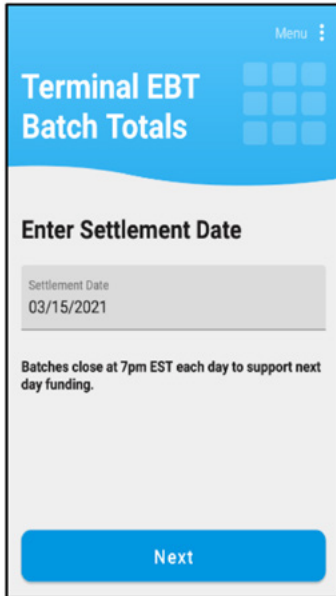


For 24/7 Support Go To: [www.goebt.com/support](http://www.goebt.com/support)

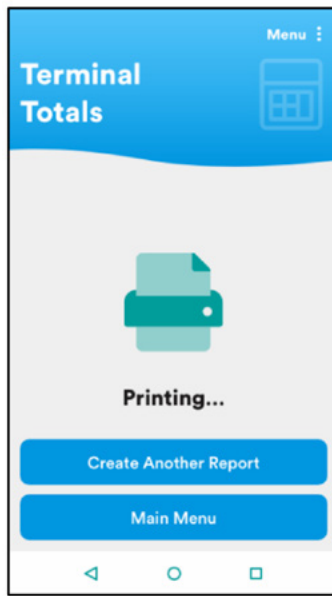
goEBT

# goEBT EBT QUICK REFERENCE GUIDE

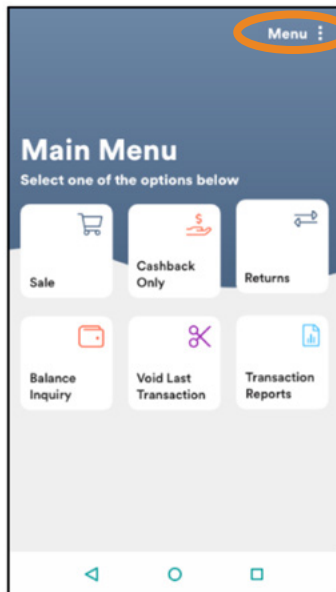
## Getting Started With EBT



Enter **DATE** and select **NEXT**



**CREATE ANOTHER REPORT** or return to the **MAIN MENU**



To access administrative functions, select **MENU**



Menu Page



### Getting Started

- Connect device to a **Wi-Fi** network. Wi-Fi settings are available in the Quick Settings pane in the device, to access drag down from the top of the screen with two fingers.
- Launch goEBT app; application **username** and **password** are both "123"
- View reports from the **Main Menu**
  - The **Batch Report** displays all transaction for the selected settlement date. Transactions approved by 7 pm EST on any given day are batched and eligible for funding the next business day.
  - The **Daily Report** displays all transactions for the selected date, where date 12:00 am until 11:59 pm in local time with data available for 10 days prior.
- Manual vouchers included in case of unexpected system outage
- To order additional receipt paper visit [www.goebt.com/shop](http://www.goebt.com/shop)

QRG\_0000086



Business Hour Support Line:  
**877.418.7957**



For 24/7 Support Go To:  
[www.goebt.com/support](http://www.goebt.com/support)

goEBT